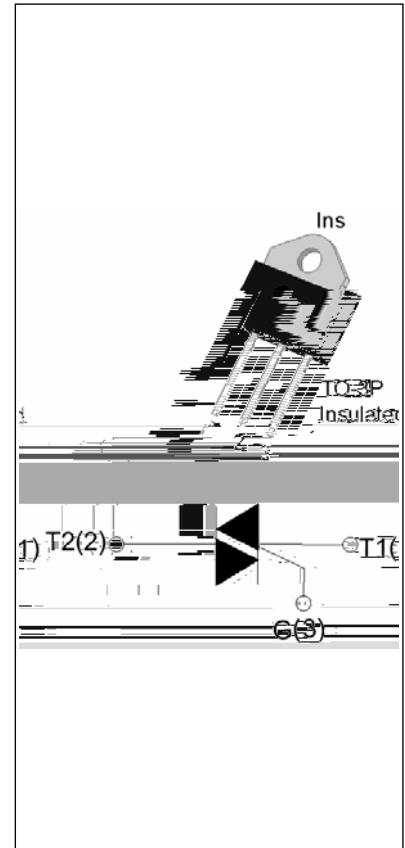


JST30Z-1200BW 30A TRIAC

Rev.A.1.1

DESCRIPTION:

The JST30Z-1200BW triac is suitable for general purpose AC switching. It can be used as an ON/OFF function in applications such as heating regulation, induction motor starting circuits, for phase control operation in light dimmers, motor speed controllers. JST30Z-1200BW snubberless triac is especially recommended for use on inductive loads. By using an internal ceramic pad, JST30Z-1200BW provides a rated insulation voltage of 2500 VRMS, complying with UL standards (File ref: E252906). Package TO-3P is RoHS compliant.


MAIN FEATURES

Symbol	Value	Unit
$I_{T(RMS)}$	30	A
V_{DRM}/V_{RRM}	1200	V
$I_{GT} / /$	50/50/50	mA

ABSOLUTE MAXIMUM RATINGS

Parameter	Symbol	Value	Unit
Storage junction temperature range	T_{stg}	-40-150	
Operating junction temperature range	T_j	-40-125	
Repetitive peak off-state voltage ($T_j=25^\circ\text{C}$)	V_{DRM}	1200	V
Repetitive peak reverse voltage ($T_j=25^\circ\text{C}$)	V_{RRM}	1200	V
RMS on-state current ($T_c = 79^\circ\text{C}$)	$I_{T(RMS)}$	30	A
Non repetitive surge peak on-state current (full cycle, $t_p=20\text{ms}$, $T_j=25^\circ\text{C}$)	I_{TSM}	300	A
Non repetitive surge peak on-state current (full cycle, $t_p=16.6\text{ms}$, $T_j=25^\circ\text{C}$)		330	
I^2t value for fusing ($t_p=10\text{ms}$, $T_j=25^\circ\text{C}$)	I^2t	450	A^2s
Critical rate of rise of on-state current ($I_G=2 \times I_{GT}$, $f=100\text{Hz}$, $T_j=125^\circ\text{C}$)	di/dt	100	$\text{A}/\mu\text{s}$
Peak gate current ($t_p=20\mu\text{s}$, $T_j=125^\circ\text{C}$)	I_{GM}	4	A

Average gate power dissipation ($T_j=125$)	$P_{G(AV)}$	0.5	W
Peak gate power	P_{GM}	10	W
Peak pulse voltage ($T_j=25$; non-repetitive, off-state; FIG.7)	V_{pp}	2.5	kV

ELECTRICAL CHARACTERISTICS($T_j=25$ unless otherwise specified)

Symbol	Test Condition	Quadrant	Value	Unit	
I_{GT}	$V_D=12V R_L=33$	- -	MAX.	50	mA
V_{GT}		- -	MAX.	1.3	V
V_{GD}	$V_D=V_{DRM} T_j=125$ $R_L=3.3k$	- -	MIN.	0.15	V
I_L	$I_G=1.2I_{GT}$	-	MAX.	90	mA
				100	
I_H	$I_T=500mA$		MAX.	80	mA
dV/dt	$V_D=800V$ Gate Open $T_j=125$		MIN.	1200	V/ μs
(dI/dt)c	(dV/dt)c=20V/ μs $T_j=125$		MIN.	25	A/ms
t_{on}	$I_G=80mA I_A=400mA I_R=40mA$ $T_j=25$		TYP.	10	μs
t_{off}				70	

STATIC CHARACTERISTICS

Symbol	Parameter	Value(MAX.)	Unit
V_{TM}	$I_{TM}=42A t_p=380\mu s$ $T_j=25$	1.5	V
V_{TO}	Threshold voltage $T_j=125$	0.73	V
R_D	Dynamic resistance $T_j=125$	25	m
I_{DRM}	$V_D=V_{DRM} V_R=V_{RRM}$ $T_j=25$	10	μA
I_{RRM}	$j=125$	4	mA

THERMAL RESISTANCES

ORDERING INFORMATION

J	ST	30	Z	-1200	BW
JieJie Microelectronics Co., Ltd.	Triacs	$I_{T(RMS)}:30A$	Z:TO-3P(Ins)	1200:VDRM /VRRM 1200V	BW:IGT1-3 50mA

MARKING

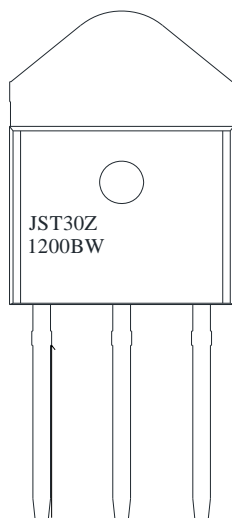


FIG.1: Maximum power dissipation versus RMS on-state current

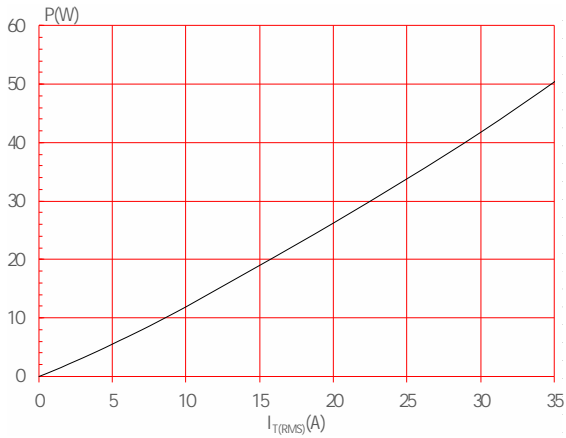


FIG.2: RMS on-state current versus case temperature

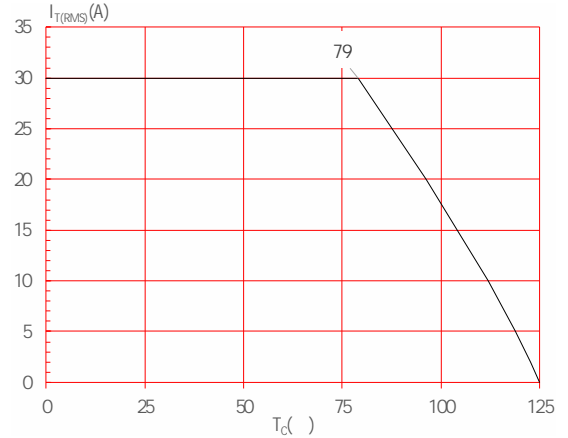


FIG.3: Surge peak on-state current versus number of cycles

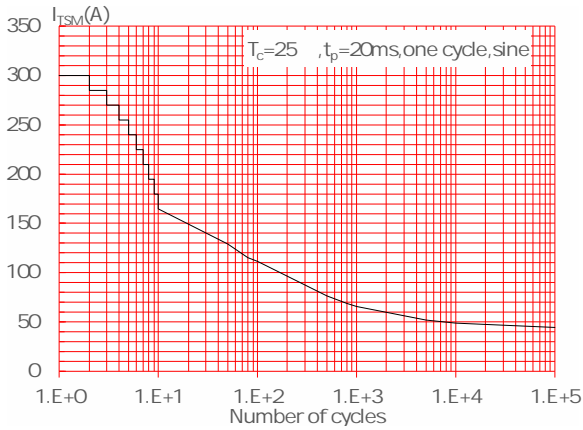


FIG.4: On-state characteristics


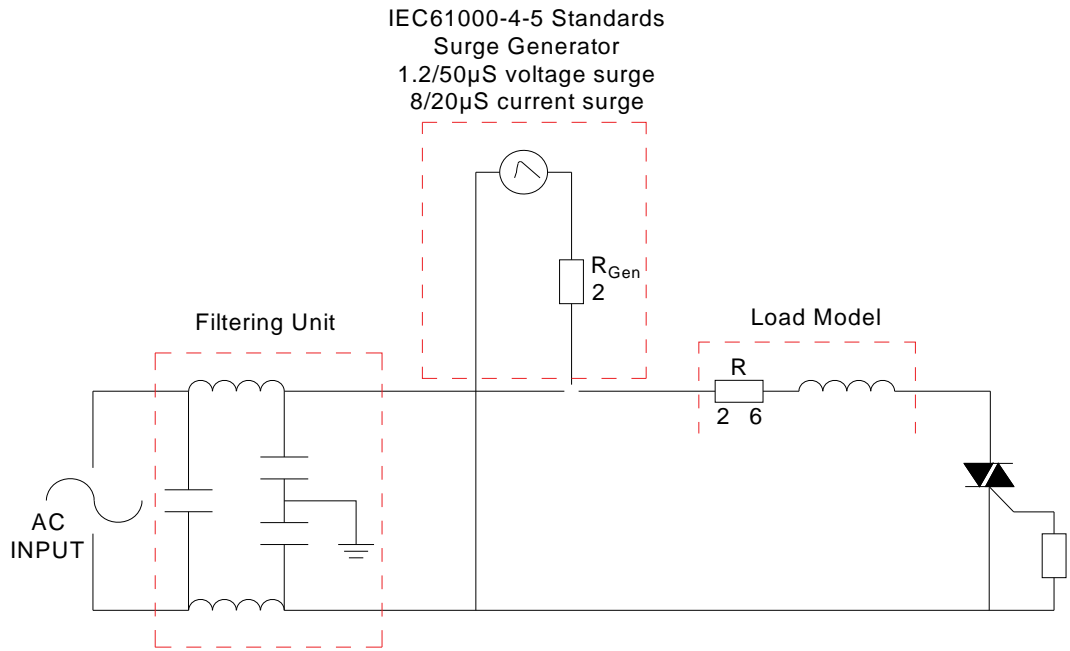


FIG.7 Test circuit for inductive and resistive loads to IEC-61000-4-5 standards



Information furnished in this document is believed to be accurate and reliable. However, Jiangsu JieJie Microelectronics Co., Ltd. assumes no responsibility for the consequences of use without consideration for such information nor use beyond it. Information mentioned in this document is subject to change without notice, apart from that when an agreement is signed, Jiangsu JieJie complies with the agreement.

Products and information provided in this document have no infringement of patents. Jiangsu JieJie assumes no responsibility for any infringement of other rights of third parties which may result from the use of such products and information. This document supersedes and replaces all information previously supplied.

is a registered trademark of Jiangsu JieJie Microelectronics Co., Ltd.

Copyright ©

M