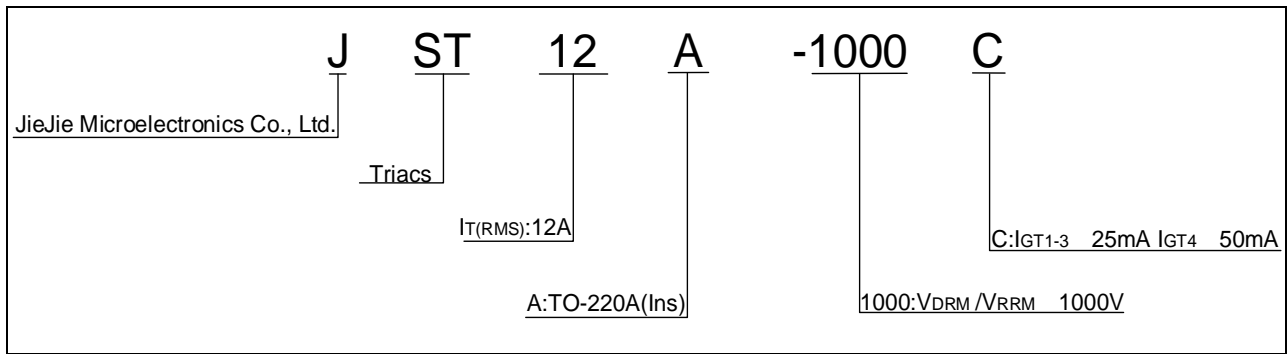




JST12A-1000C 12A TRIAC

Peak pulse voltage
($T_j=25$; non-

ORDERING INFORMATION



MARKING

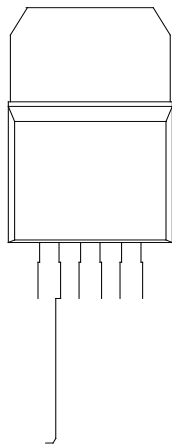


FIG.1: Maximum power dissipation versus RMS on-state current

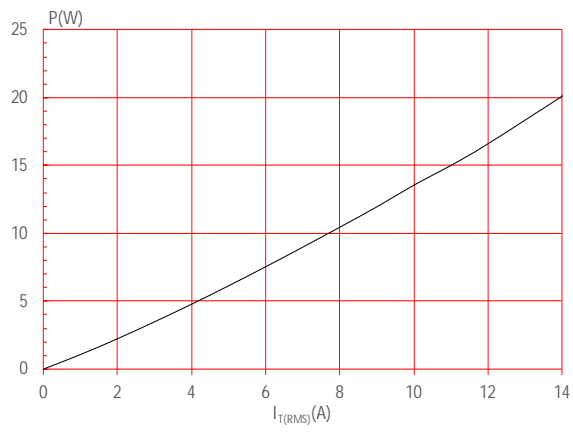


FIG.2: RMS on-state current versus case temperature

FIG.3: Surge peak on-state current versus number of cycles

FIG.7 Test

ORDERING INFORMATION

| Order code | Voltage V_{DRM}/V_{RRM} (V) | IGT(mA) | | Package | Base qty. (pcs) | Delivery mode |
|---------------------|----------------------------------|-----------|-----------|---------------------|--------------------|---------------|
| | | - | - | | | |
| JST12A-1000C | 1000 | 25 | 50 | TO-220A(Ins) | 50 | Tube |

Document Revision History

| Date | Revision | Changes |
|--------------|----------|--------------------------------|
| May 17, 2023 | A.1.0 | Last updated |
| Oct.13, 2025 | A.1.1 | Revise PACKAGE MECHANICAL DATA |

