

for general purpose AC
 FF function in applications
 motor starting circuits,
 nmers, motor speed
 ess triac is especially
 ads. By using an external
 vides a rated insulation
 h UL standards (File ref:
 S compliant.

	Symbol	Value	Unit
	T_{sta}	-40-150	
(-25)	V_{DRM}	800	V
(25)	V_{RRM}	800	V

Peak gate power	P_{GM}	10	W
Peak pulse voltage ($T_j=25$; non-repetitive, off-state; FIG.7)	V_{pp}	4.5	kV

ELECTRICAL CHARACTERISTICS ($T_j=25$ unless otherwise specified)

Symbol	Test Condition	Quadrant	Value		Unit
I_{GT}	$V_D=12V$ $R_L=33$	- -	MAX.	50	mA
V_{GT}		- -	MAX.	1	V
V_{GD}	$V_D=V_{DRM}$ $T_j=125$ $R_L=3.3k$	- -	MIN.	0.2	V

ORDERING INFORMATION

J	ST	10	F	-800	BW
JieJie Microelectronics Co., Ltd.	Triacs	$I_{T(RMS)}: 10A$	F: TO-220F(Ins)	800: $V_{DRM}/V_{RRM} \ 800V$	BW: IGT1-3 50mA

MARKING

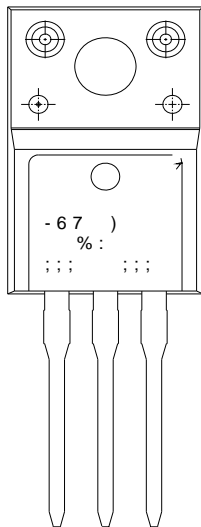
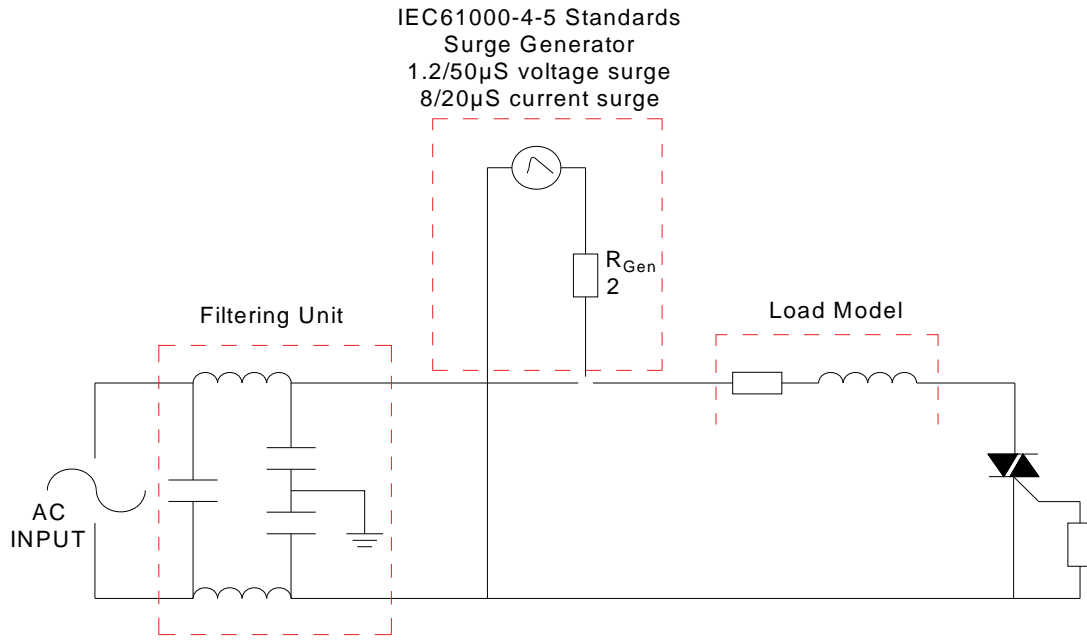



FIG.1: Maximum power dissipation versus RMS on-state current

FIG.2: RMS on-state current versus case temperature

FIG.7 Test circuit for inductive and resistive loads to IEC-61000-4-5 standards





Information furnished in this document is believed to be accurate and reliable. However, Jiangsu JieJie Microelectronics Co., Ltd. assumes no responsibility for the consequences of use without consideration for such information nor use beyond it. Information mentioned in this document is subject to change without notice, apart from that when an agreement is signed, Jiangsu JieJie complies with the agreement.

Products and information provided in this document have no infringement of patents. Jiangsu JieJie assumes no responsibility for any infringement of other rights of third parties which may result from the use of such products and information. This document supersedes and replaces all information previously supplied.



is a registered trademark of Jiangsu JieJie Microelectronics Co., Ltd.

Copyright © 2025 Jiangsu JieJie Microelectronics Co., Ltd. All rights reserved.