



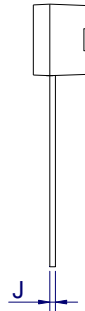
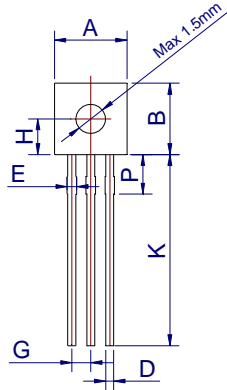
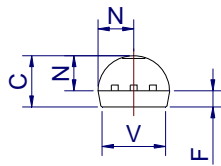
A 7 F%\$\$!, ' ' %5'GYbg]h]jY'G7F

FYj'5"&"%

The MCR100-8 SCR provides high dV/dt rate with strong resistance to electromagnetic interface. It is especially recommended for use on residual current circuit breaker, straight hair, igniter etc. Package TO-92 is RoHS compliant.

Symbol	Value	Unit
$I_{T(RMS)}$	1	A
V_{DRM} / V_{RRM}	800	V
I_{GT}	200	μA

DUfU a YhYf'	Gma Vc''	JU' iY'	I b]h'
Storage junction temperature range	T_{stg}	-40-150	
Operating junction temperature range	T_j	-40-125	
Repetitive peak off-state voltage ($T_j=25^\circ C$)	V_{DRM}	800	V
Repetitive peak reverse voltage ($T_j=25^\circ C$)	V_{RRM}	800	V
Average on-state current ($T_c = 54^\circ C$)	$I_{T(AV)}$	0.6	A
RMS on-state current ($T_c = 54^\circ C$)	$I_{T(RMS)}$	1	A
Non repetitive surge peak on-state current ($t_p=10ms, T_j=25^\circ C$)	I_{TSM}	12	A
Non repetitive surge peak on-state current ($t_p=8.3ms, T_j=25^\circ C$)		13	
I^2t value for fusing ($t_p=10ms, T_j=25^\circ C$)	I^2t	0.72	A^2s
Critical rate of rise of on-state current ($I_G=2 \times I_{GT}$)			



Ref.	Dimensions					
	Millimeters			Inches		
	Min.	Typ.	Max.	Min.	Typ.	Max.
A	4.45		5.20	0.175		
B	4.32		5.33	0.170	318	
C	3.18		4.19	0.0.173		
D	0.407		0.533			
E						
F						
G						
H						
J						
K						
N						
P						
V						

