



Description

JM P-channel MOSFET

Features

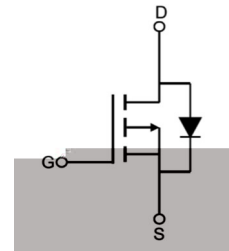

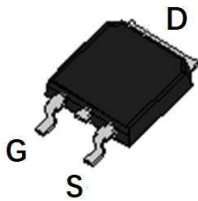
- J_{SG} 1.8SIZ-1! * S5
- F_{SGCHE} Q') a '4 J; g'1!() J'
- F_{SGCHE} O/ &a '4 J; g'1! &) J'
- < I \ DckYfUbX7i fFbHk UbXh 7UdUJhni
- @UX: fYDFx Vlg'5Wj fYX
- G fLWAci hHDUWj Y

Application

- DKA 5ddjWUjcbg'
- @cUXGk jW



100% UIS TESTED
100% Vds TESTED



HC! & 8SD5? Hcdj Mk AUf_hj UbXd p5ggj ba Ybh GWYa UjWjU fu a'

Package Marking and Ordering Information

Device Marking	Device	OUTLINE	Device Package	Reel Size	Reel (PCS)	Per Carton (PCS)
>AH) SDSS'	>AH) SDSS'	H5DB;	HC! & &	% jW	& SS'	& ZSS'

Absolute Maximum Ratings H+18 °C i bYgg'ch MkkjYg dWVXZ

Symbol	Parameter	Max	Units
J _{SG}	8fUpGci fWJcNj Y	!SS'	J'
J; cc'	; UEGci fWJcNj Y	-%&	J'
-s'	7cblbi ci g8fUp'7i fFbHh	H'1' & °C'	!* S'
		H'1' %SS'C'	!! -'
-sA'	Di`gX8fUp'7i fFbHh ch%	!& S'	5'
D _s	DckYf8ggdUjcb'	H'1' & °C'	K'
F >7'	H Yfa UfYg jUbWZ>i bMjcbk 5a VjHh	&%	°C #K'
HZH _H '	CdMUjUj UbXGcfUj YHfa dMUifYFUj Y	!) 1c Z%)'	°C'



Typical Performance Characteristics

Figure 1: Typical Performance Characteristics


1) J

!JscfLL

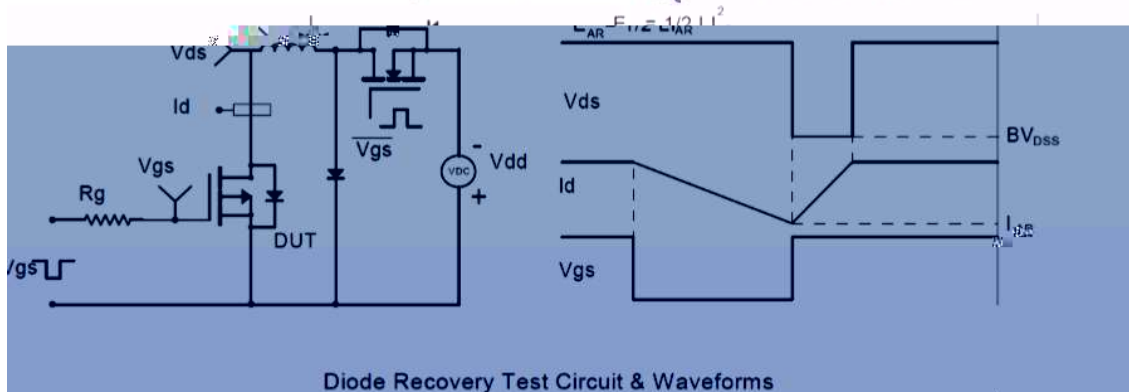
\$



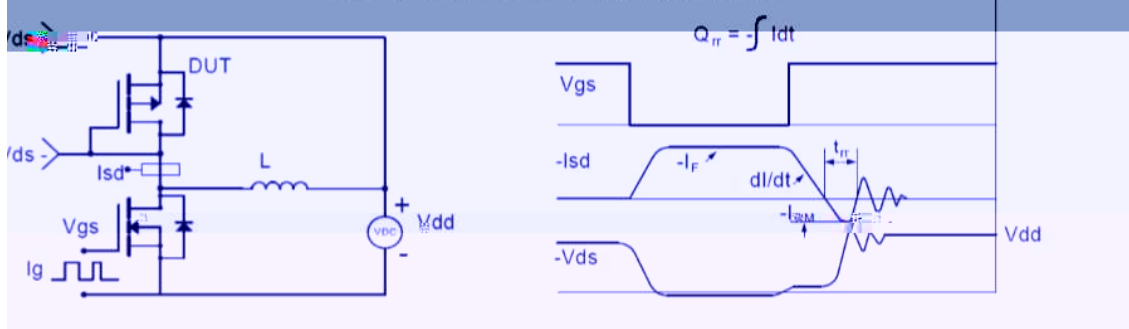
Gate Charge Test Circuit & Waveform



Unclamped Inductive Switching (UIS) Test Circuit & Waveforms



Diode Recovery Test Circuit & Waveforms



Package Mechanical Data

