

Product Summary

	Value	Unit
	100	V
	3.0	V
	369	A
	2.0	m

Package	# of Pins	Marking	MSL	T _J (°C)	Media	Quantity (pcs)
PowerJE@10x12	8	SH1002N	1	-55 to 175	13-inch Reel	2000

	Symbol	Unit
	V _{DS}	V
	V _{GS}	V
Continuous Drain Current ⁽¹⁾	T _C = 25°C	369
	T _C = 100°C	261
Pulsed Drain Current ⁽²⁾	I _{DM}	1476
Avalanche Energy ⁽³⁾	E _{AS}	1350
	T _C = 100°C	300
	T _J , T _{STG}	°C



Symbol	Min.	Typ.	Max.	Unit
--------	------	------	------	------



Typical Electrical & Thermal Characteristics

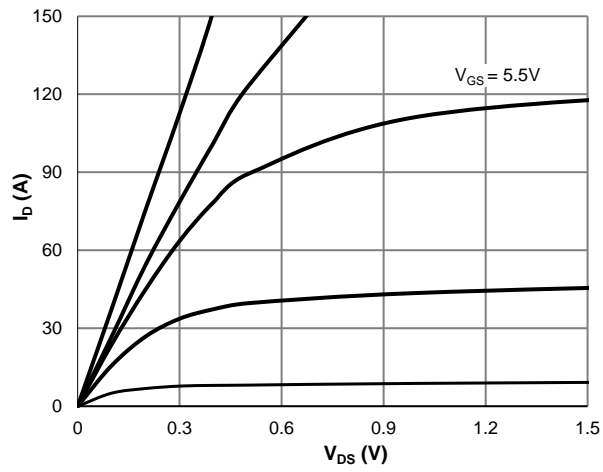


Figure 1: Saturation Characteristics

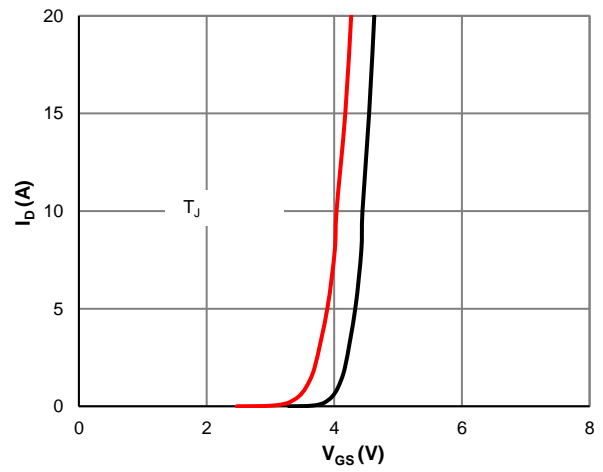


Figure 2: Transfer Characteristics

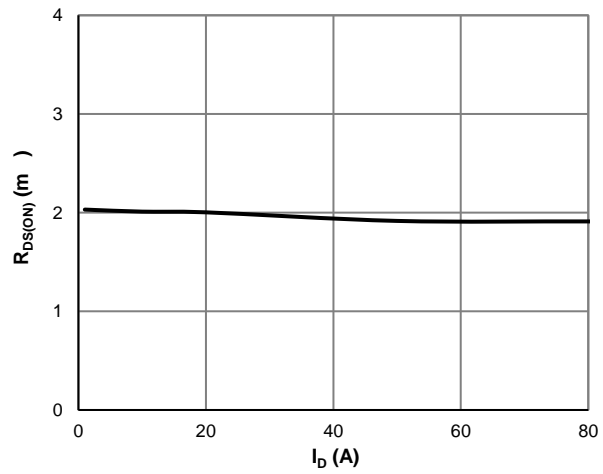


Figure 3: $R_{DS(ON)}$ vs. Drain Current



Typical Electrical & Thermal Characteristics

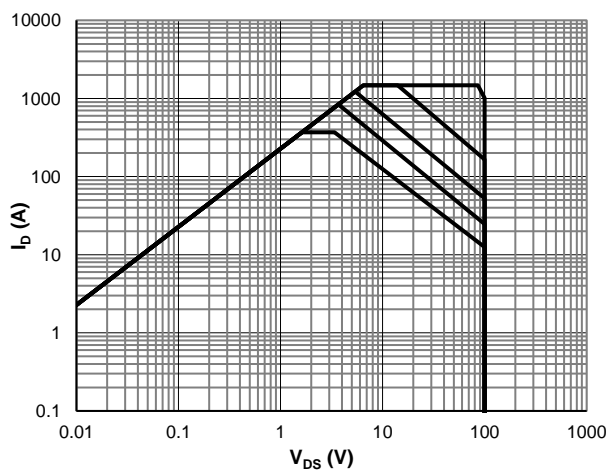



Figure 11: Maximum Safe Operating Area



Typical Electrical & Thermal Characteristics

